66mm 66mm 66mm 66mm 66mm

METEOR STORM DUAL MANUAL

moon
LIGHT THE WAY YOU RIDE ON

The light is locked for shipment, refer to OPERATION instruction to unlock. Read this manual carefully before using and keep for future reference. Visit www.moon-sport.com for manual updates.

CONTENTS

METEOR STORM DUAL

LX-BAT-2200 (LG LI-ION BATTERIES)

MS-BC (MAGNETIC COVER)

RB-16 (HELMET BRACKET)

RB-26 (HANDLEBAR BRACKET)

USB-C-RMS (REMOTE CONTROL)

USB-C (USB CABLE)

Optional accessories:
RB-28 (GoPro mount adapter)
XP-USC (Wall charger)
LX-BAT-3350 (LG Lithium ion battery 3350 mAh)

OPERATION

ON / OFF : Press 1s
MODE SELECT : Click
STEADY / FLASH : Press and hold 3S
BOOST MODE : Double click
LOCK/UNLOCK : 1. Power off
2. Press 8s: Locked
Unlocked

* Lock system: Lock the light to prevent accidentally turned on.
* Mode memory: The light resumes previous mode upon next usage.

MATRIX DISPLAY

MODES
Boost Mode 1 Mode 2

Flash 1 Flash 2 Day flash S.O.S.

BATTERY
100% 80% 60% 40% 20% 0-10%

CHARGING
Fully charged

DUAL COLOUR BEAM

Dual Colour beam is designed for multi-weather conditions.

BEAM COLOUR SELECT: Click

Natural White Cool White Warm White

66mm 66mm 66mm 66mm 66mm

VARIABLE LUMEN SYSTEM

1. Select desired mode.
2. Press and hold to set lumen.
3. Release when reaching desired lumen.

* Light flashes once when reaching the MAX or MIN lumen level.

CHANGING MAX or MIN

* Restore default mode: Press +

* Mode memory: The light resumes previous VLS setting upon next usage.

RUNTIME

Natural White

	BOOST	MODE1	MODE2	FLASH1	STEADY FLASH	DAY FLASH	SOS
DEFAULT LUMEN	1300	800	100	100	200	400	-
H:MIN	2:00	3:00	25:00	125:00	49:30	220:00	91:00
VLS LUMEN	-	800-40	800-40	800-40	800-40	800-40	-
H:MIN	-	3:00-65:45	3:00-65:45	16:00-290:00	22:00-75:00	100:00-1000:00	-

Cool White Warm White

	BOOST	MODE1	MODE2	FLASH1	STEADY FLASH	DAY FLASH	SOS
DEFAULT LUMEN	800	600	80	50	100	200	-
H:MIN	2:45	3:30	27:30	250:00	77:30	400:00	170:00
VLS LUMEN	-	600-20	600-20	600-20	600-20	600-20	-
H:MIN	-	3:30-110:00	3:30-110:00	20:00-590:00	28:00-120:00	120:00-2000:00	-

OVERHEAT PROTECTION

The overheat protection device can ensure the bicycle light in a good running temperature condition, so that to protect the LEDs without burning case. If the light is in high temperature during operation, it will dim the light output.

CHARGING

1. Power off.
2. Plug USB cable to USB port.
3. Unplug after fully charged.

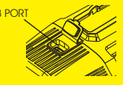

* Do not charge over 5V.
* Keep away from flammable objects while charging.

BATTERY INSTALLATION

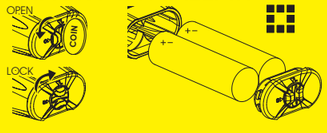

MOUNTING

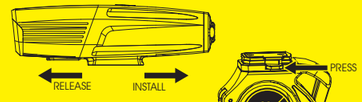

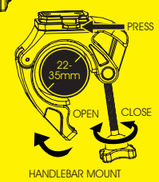

HANDLEBAR MOUNT

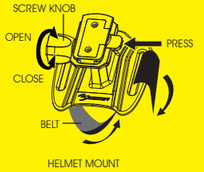

HELMET MOUNT

REMOTE SWITCH MOUNT

WARNING

Understand country lighting laws and regulations before use.
Do not shine light directly into eyes.
Do not mount near wireless computer.
Do not blind the oncoming vehicles. Always adjust the angle downward.
Do not submerge the light into water.
Keep light in cool and dry place when storing.
Fully recharge the light at least every 3 months during storage.

WARRANTY

MOON lights are covered by a ONE YEAR LIMITED WARRANTY while MOON batteries are covered by 120 days warranty from the date of purchase. This warranty covers the defects in material and workmanship only with proof of purchase. Please contact original dealer for warranty service. For lights bought on MOON website, please contact **cs@moon-sport.com** for help.

ONLINE WARRANTY REGISTRATION
Visit **www.moon-sport.com** for online warranty registration.

WA-MOON-METEOR-STORM-DUAL-1810

80mm

WA-MOON-METEOR-STORM-DUAL-1810